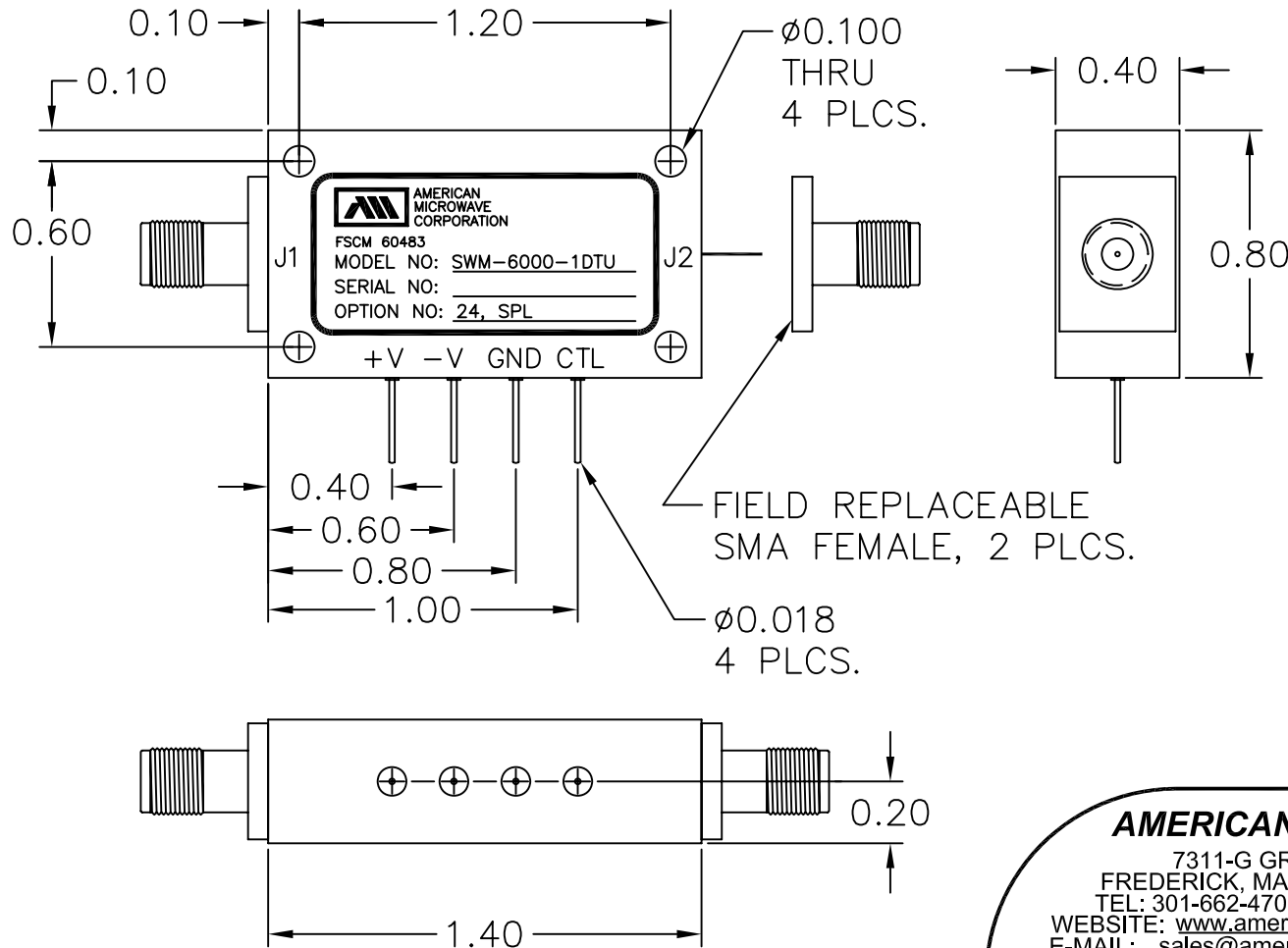


# DESCRIPTION

AMC MODEL SWM-6000-1DTU OPTION: 24, SPL IS AN ABSORPTIVE/NON-REFLECTIVE SINGLE POLE SINGLE THROW SWITCH DESIGNED TO OPERATE OVER THE 2 TO 4 GHz FREQUENCY RANGE WITH LOW INSERTION LOSS AND HIGH ISOLATION.

REVISIONS				
ZONE	REV.	DESCRIPTION	DATE	APPROVED
	-	ORIGINAL RELEASE JOB# 410257	10/24/06	



# MECHANICAL OUTLINE

## AMERICAN MICROWAVE CORPORATION

7311-G GROVE ROAD  
 FREDERICK, MARYLAND 21704 USA  
 TEL: 301-662-4700 FAX: 301-662-4938  
 WEBSITE: [www.americanmicrowavecorp.com](http://www.americanmicrowavecorp.com)  
 E-MAIL: [sales@americanmicrowavecorp.com](mailto:sales@americanmicrowavecorp.com)  
 ISO 9001:2000 CERTIFIED



ALL DIMENSIONS ARE IN INCHES  
 TOLERANCES:  
 X.XX ±0.020  
 X.XXX ±0.010

APPROVALS		DATE	TITLE			
DRAWN <i>WJLS</i>		10/24/06	MECHANICAL OUTLINE SWM-6000-1DTU OPTION: 24, SPL 2 - 4 GHz SPST MMIC SWITCH			
CHECKED <i>RA</i>		10/24/06	SIZE	FSCM NO.	DWG NO.	REV.
ISSUED			A	60483	100-7291-002	-
			SCALE	N:S		SHEET 2 OF 4

## DESCRIPTION

AMC MODEL SWM-6000-1DTU OPTION: 24, SPL IS AN ABSORPTIVE/NON-REFLECTIVE SINGLE POLE SINGLE THROW SWITCH DESIGNED TO OPERATE OVER THE 2 TO 4 GHz FREQUENCY RANGE WITH LOW INSERTION LOSS AND HIGH ISOLATION.

## SPECIFICATIONS

- FREQUENCY RANGE: ..... 2 - 4 GHz
- INSERTION LOSS: ..... 3.0 dB MAXIMUM
- ISOLATION: ..... 60 dB MINIMUM
- VSWR: ..... 1.5:1
- RISE TIME: ..... 3 nSec MAXIMUM
- FALL TIME: ..... 3 nSec MAXIMUM
- DELAY ON: ..... 15 nSec MAXIMUM
- DELAY OFF: ..... 15 nSec MAXIMUM
- CONTROL: ..... TTL LOGIC "0" = ISOLATION  
TTL LOGIC "1" = INSERTION LOSS
- POWER SUPPLY: ..... +5V @ 40 mA MAXIMUM  
-5V @ 40 mA MAXIMUM
- CONNECTORS:  
RF: ..... SMA FEMALE  
CONTROL: ..... SOLDER PIN
- SIZE: ..... 1.40" x 0.80" x 0.40"
- WEIGHT: ..... < 2.5 OZ

## OPTIONS:

- 24: ..... FREQUENCY RANGE 2 - 4 GHz
- SPL: ..... SYSTEMS PLANNING SPECIAL

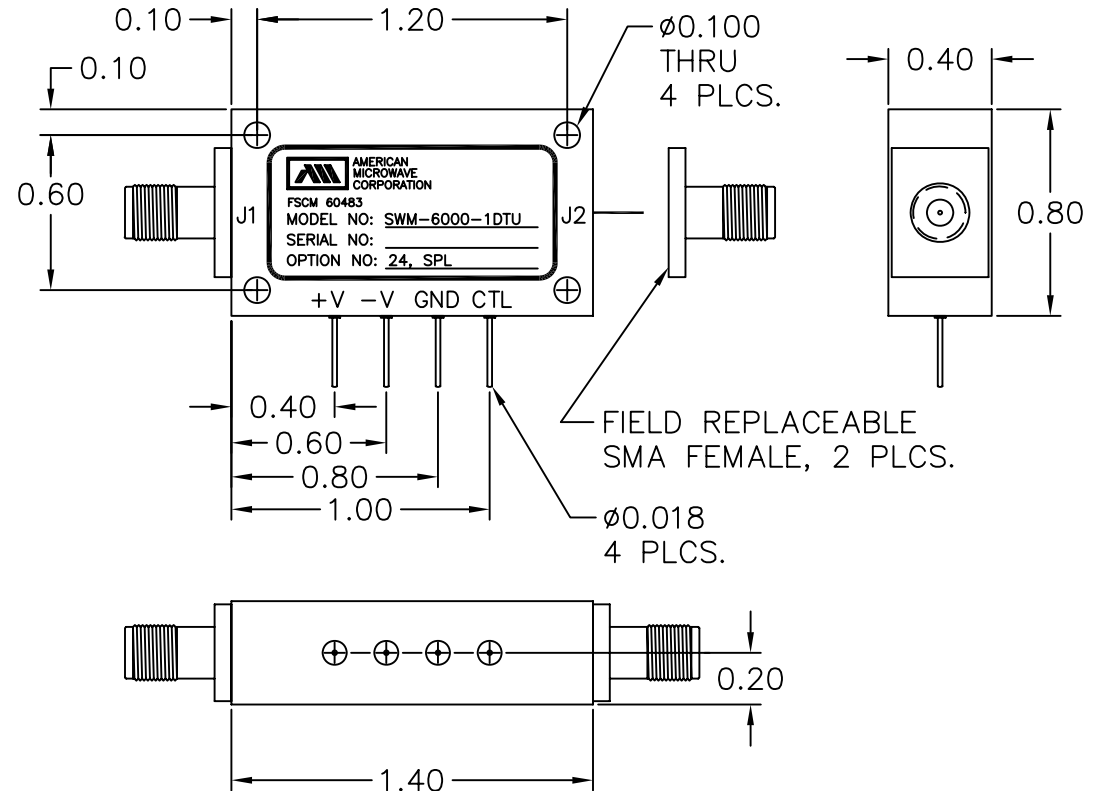
## ENVIRONMENTAL RATINGS:

- TEMPERATURE: ..... -55°C TO +95°C (OPERATING)  
-65°C TO +125°C (STORAGE)
- HUMIDITY: ..... MIL-STD-202F, METHOD 103B COND. B
- SHOCK: ..... MIL-STD-202F, METHOD 213B COND. B
- VIBRATION: ..... MIL-STD-202F, METHOD 204D COND. B
- ALTITUDE: ..... MIL-STD-202F, METHOD 105C COND. B
- TEMPERATURE CYCLE: ..... MIL-STD-202F, METHOD 107D COND. A

NOTE: SPECIFICATIONS WILL VARY OVER OPERATING TEMPERATURE  
NOTE: THE ABOVE SPECIFICATIONS ARE SUBJECT TO CHANGE OR REVISION

ALL DIMENSIONS ARE IN INCHES  
TOLERANCES:  
X.XX ±0.020  
X.XXX ±0.010

REVISIONS				
ZONE	REV.	DESCRIPTION	DATE	APPROVED
	-	ORIGINAL RELEASE JOB# 410257	10/24/06	



## AMERICAN MICROWAVE CORPORATION

7311-G GROVE ROAD  
FREDERICK, MARYLAND 21704 USA  
TEL: 301-662-4700 FAX: 301-662-4938  
WEBSITE: [www.americanmicrowavecorp.com](http://www.americanmicrowavecorp.com)  
E-MAIL: [sales@americanmicrowavecorp.com](mailto:sales@americanmicrowavecorp.com)  
ISO 9001:2000 CERTIFIED



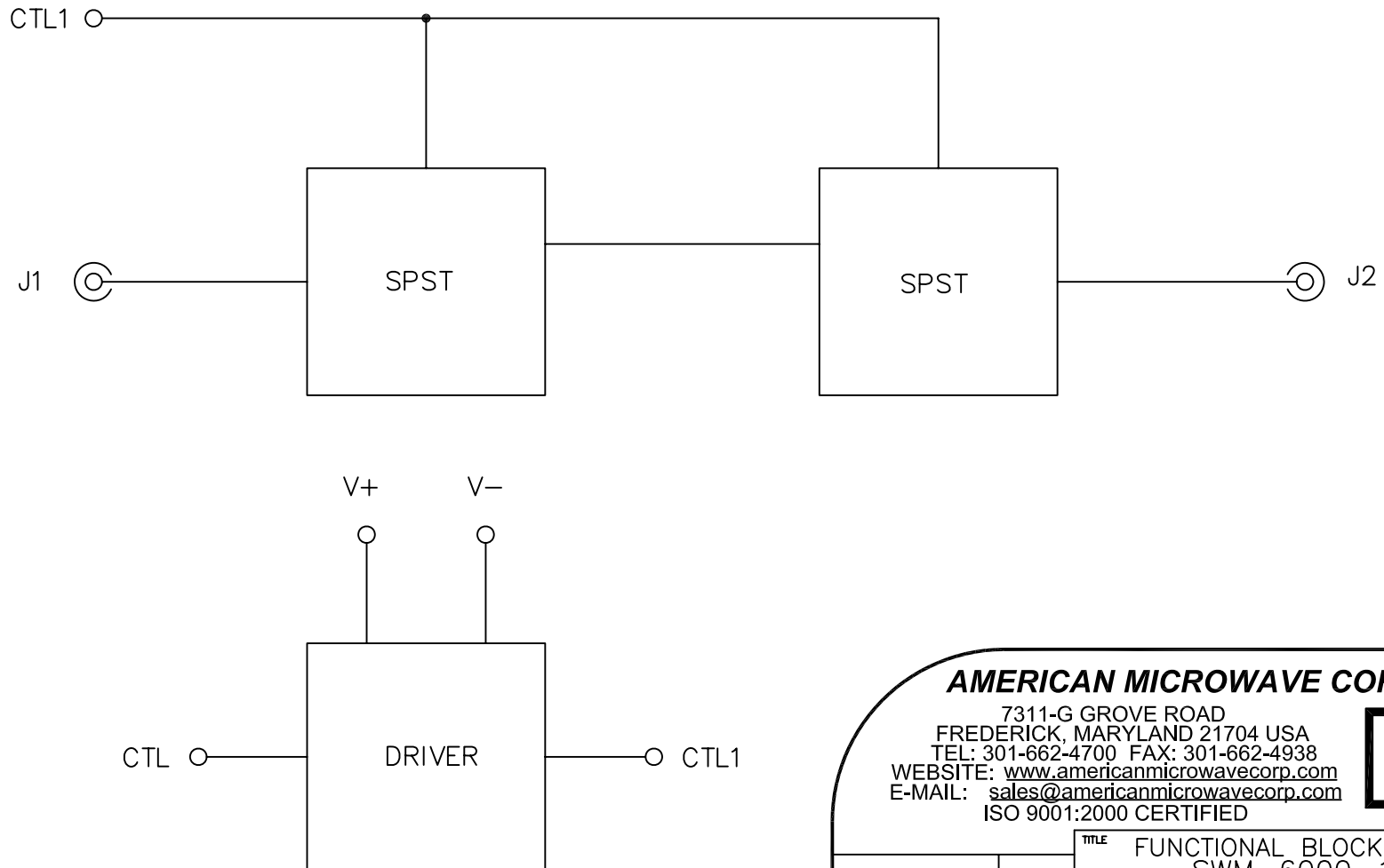
APPROVALS		DATE	TITLE			
DRAWN <i>WFLP</i>		10/24/06	PRODUCT FEATURE SWM-6000-1DTU OPTION: 24, SPL 2 - 4 GHz SPST MMIC SWITCH			
CHECKED <i>RA</i>		10/24/06	SIZE	FSCM NO.	DWG NO.	REV.
ISSUED			A	60483	100-7291-002	-
			SCALE	N:S		SHEET 1 OF 4

**DESCRIPTION**

AMC MODEL SWM-6000-1DTU OPTION: 24, SPL IS AN ABSORPTIVE/NON-REFLECTIVE SINGLE POLE SINGLE THROW SWITCH DESIGNED TO OPERATE OVER THE 2 TO 4 GHz FREQUENCY RANGE WITH LOW INSERTION LOSS AND HIGH ISOLATION.

REVISIONS				
ZONE	REV.	DESCRIPTION	DATE	APPROVED
	-	ORIGINAL RELEASE JOB# 410257	10/24/06	

**FUNCTIONAL BLOCK DIAGRAM**



**AMERICAN MICROWAVE CORPORATION**

7311-G GROVE ROAD  
 FREDERICK, MARYLAND 21704 USA  
 TEL: 301-662-4700 FAX: 301-662-4938  
 WEBSITE: [www.americanmicrowavecorp.com](http://www.americanmicrowavecorp.com)  
 E-MAIL: [sales@americanmicrowavecorp.com](mailto:sales@americanmicrowavecorp.com)  
 ISO 9001:2000 CERTIFIED



APPROVALS		DATE	TITLE			
DRAWN <i>WFLS</i>		10/24/06	FUNCTIONAL BLOCK DIAGRAM			
CHECKED <i>RA</i>		10/24/06	SWM-6000-1DTU			
ISSUED			OPTION: 24, SPL			
			SIZE	FSCM NO.	DWG NO.	REV.
			A	60483	100-7291-002	-
			SCALE	N:S		SHEET
					3 OF 4	